

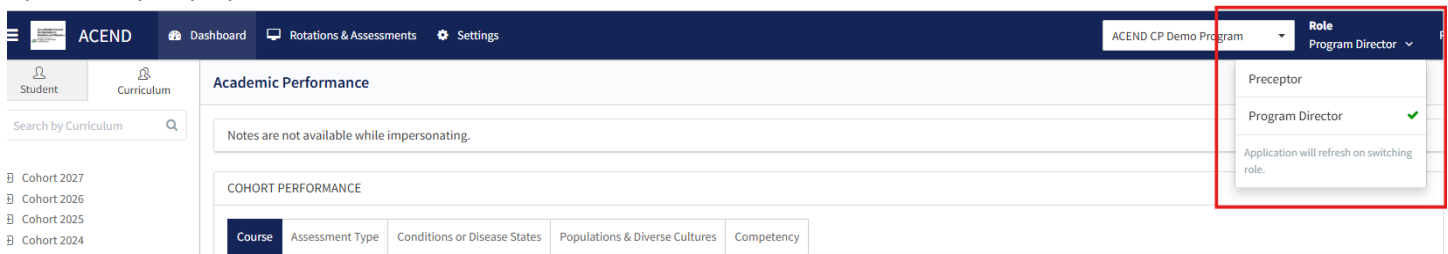
# Competency Software Updates

*Competency* is continuously evolving to better serve your needs with monthly updates. To stay informed about the latest features and improvements, please check the [Competency Software Resources](#) webpage regularly. Your feedback is invaluable, and we're committed to ensuring that *Competency* remains a helpful tool for your program.

## November 2024

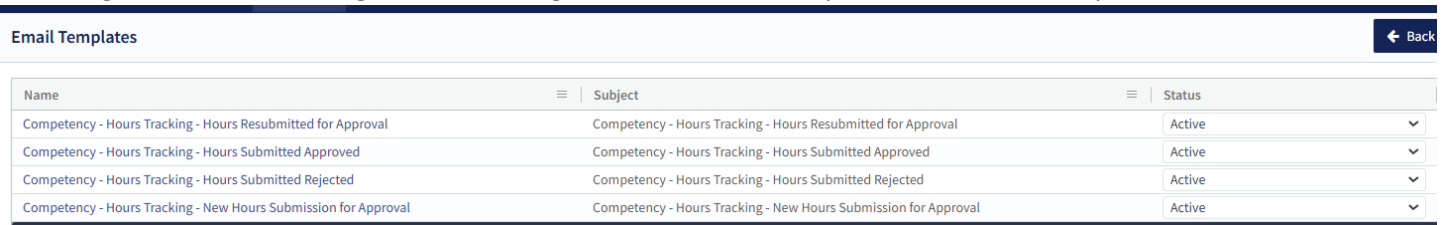
### Multiple Roles

Users can toggle between primary and secondary roles using the dropdown at the top of the screen and the dashboard dynamically displays for that role.



### Email Templates

Program directors can activate, deactivate, and edit Hours Tracking emails for preceptors and students. To manage emails, click [Settings- Users and Organization – Email Templates](#). To edit the template, click on the name.



The screenshot shows the 'Email Templates' management page. It has a 'Back' button in the top right. Below the header is a table with columns for 'Name', 'Subject', and 'Status'. There are four rows of email templates listed.

Name	Subject	Status
Competency - Hours Tracking - Hours Resubmitted for Approval	Competency - Hours Tracking - Hours Resubmitted for Approval	Active
Competency - Hours Tracking - Hours Submitted Approved	Competency - Hours Tracking - Hours Submitted Approved	Active
Competency - Hours Tracking - Hours Submitted Rejected	Competency - Hours Tracking - Hours Submitted Rejected	Active
Competency - Hours Tracking - New Hours Submission for Approval	Competency - Hours Tracking - New Hours Submission for Approval	Active

### Canvas Integration

Canvas assignments with rubric grading can be imported from Canvas to Competency. The rubric criteria will import along with the points and convert to a percentage. Program directors can then map each rubric question within Competency. A Canvas Integration User Guide will be posted soon on the ACEND website.

### Site Import User Creation Validations

When importing sites, you are required to add the preceptor's name and email address. A fix was added to recognize if the preceptor user has already been entered in the system, and if so, not create a duplicate preceptor user.

### Hours Tracking Report

The Hours Tracking report has been updated to include the following fields in the download file: Student Name, Date, Hours Logged, Rotation, Approver, Comments, and a subtotal per student.

### Checklist Report

Fixed an issue where the student column was not populating correctly on the downloadable Excel file and removed bad data when downloading.

## Competency Software Updates

### Rubrics

Bug was fixed that allowed rubric criteria to be mapped to parent competency. You now can only map to the sub-competency level.

Updated the software to allow users to update the assessment type (summative or formative) for a rubric assessment if that has not been used yet. This will allow for a rubric which had the incorrect assessment type assigned to be changed without impacting historical data.

Added the ability to clone a rubric but not copy the assessment type setting, and only copy the rubric questions and mapping. This allows the program director to select the assessment type for the cloned record.

Fixed an issue where when adding a rubric to a rotation, a duplicate rubric was also being added to another incorrect rotation.

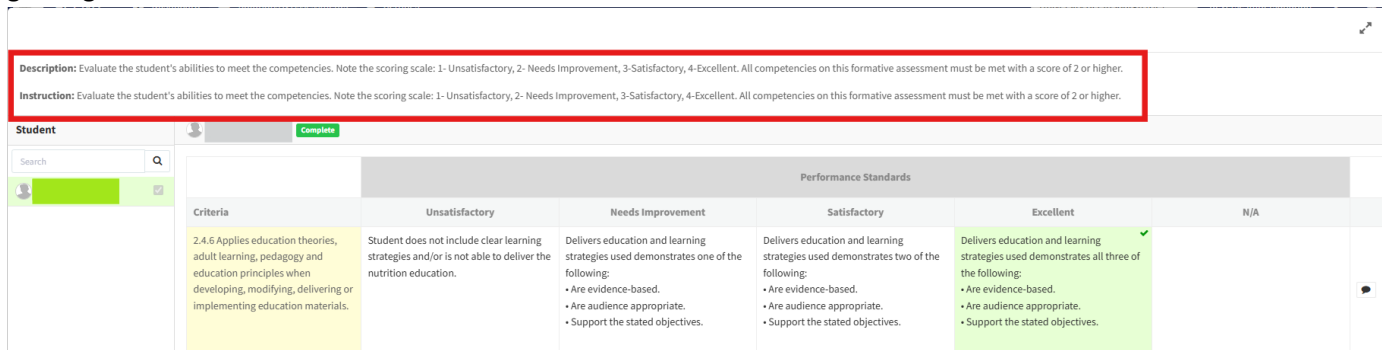
## October 2024

### Patient Encounter Notes

Preceptors can now view Patient Encounter Submission History on mobile devices (Android and iOS).

### Rubric Description and Instruction

Rubric descriptions and instructions now show on the rubric for the evaluator (preceptor or program director) when grading rubric assessments.



The screenshot shows a rubric assessment interface. At the top, there are two text boxes: "Description: Evaluate the student's abilities to meet the competencies. Note the scoring scale: 1- Unsatisfactory, 2- Needs Improvement, 3-Satisfactory, 4-Excellent. All competencies on this formative assessment must be met with a score of 2 or higher." and "Instruction: Evaluate the student's abilities to meet the competencies. Note the scoring scale: 1- Unsatisfactory, 2- Needs Improvement, 3-Satisfactory, 4-Excellent. All competencies on this formative assessment must be met with a score of 2 or higher." These two boxes are highlighted with a red border. Below them is a table with columns for "Criteria" and "Performance Standards" (Unsatisfactory, Needs Improvement, Satisfactory, Excellent, N/A). The "Excellent" column for the first criterion is highlighted in green and has a checkmark.

Criteria	Performance Standards				
	Unsatisfactory	Needs Improvement	Satisfactory	Excellent	N/A
2.4.6 Applies education theories, adult learning, pedagogy and education principles when developing, modifying, delivering or implementing education materials.	Student does not include clear learning strategies and/or is not able to deliver the nutrition education.	Delivers education and learning strategies used demonstrates one of the following: <ul style="list-style-type: none"><li>• Are evidence-based.</li><li>• Are audience appropriate.</li><li>• Support the stated objectives.</li></ul>	Delivers education and learning strategies used demonstrates two of the following: <ul style="list-style-type: none"><li>• Are evidence-based.</li><li>• Are audience appropriate.</li><li>• Support the stated objectives.</li></ul>	Delivers education and learning strategies used demonstrates all three of the following: <ul style="list-style-type: none"><li>• Are evidence-based.</li><li>• Are audience appropriate.</li><li>• Support the stated objectives.</li></ul>	

### Canvas Integration

Added support for multiple attempts for Canvas API import. This feature will support when an assessment is set to allow multiple attempts in Canvas. When the option to keep the highest or latest score is selected, the same assessment can be re-imported and the questions and score updated to the latest data in Canvas. The preview page will display whether the question/score already exists or will be updated.

### Reports

Updated filters on the Rubric Assessment report to generate data correctly:

- Fixed "Show Report by Competency" option to display data.
- Displayed the overall score for the learner correctly when selecting to show reports by the Criteria option.
- Removed narrative when "includes narrative" option is not selected.

# Competency Software Updates

Rubric Assessments Report

Back Download

Filters

Saved Filters

Select

Cohort: All

Phase: All

Block: All

Course: All

Rubric: All

Assessments: Select Assessments

Competency: Competency 1.1 x +256

Conditions or Disease States: Select

Populations and Diverse Culture: Select

GP- Skills: Select

Student: All

Faculty: All

Include Narratives

Show raw score

Show Report By

Criteria

Competency / Conditions or Disease States / Populations and Diverse Culture / GP- Skills

Download Assessment comparison report by.

By Competency  By Conditions or Disease States

By Populations and Diverse Culture  By GP- Skills

Apply Save

Updated Checklist report to fix an error that caused the page to not load.

## September 2024

### Bulk Import Sites Form

When bulk importing rotation sites using the Bulk Import Site Form, only **name** and **type** are required on the form.

If you are adding preceptor information to this bulk import site template (not required), please include first name, last name, and email address. Leaving the name blank but adding an email address will create a user profile for your preceptor with no name which you will not be able to edit.

### Patient Encounter Notes

Preceptors are now allowed to sign off on patient encounter notes on mobile devices (Android and iOS).

### Competency App

The web and mobile app are now synchronized so data is immediate between the two.

### Confirmation Pop-Ups for Mac Users

Fixed an issue with Mac computers where confirmation dialogue boxes were not displaying. As a Mac user, you will now see the confirmation pop-ups when making a new selection such as changing a rubric from draft to active.

### User Permissions

Fixed an issue where program directors with a secondary user role of preceptor were only seeing a preceptor dashboard instead of the primary program director dashboard.

### Adding a Preceptor to Rotation Site

Resolved an issue where a deleted user with the role of preceptor was still able to be added to a rotation site.

### Checklist Report

Checklist reports will now filter out checklists that have been deleted.

### Conditions and Disease States/Populations and Diverse Cultures/GP Skills

Updated all conditions and disease states, populations and diverse cultures, and GP skills for all program types to only display the content relevant to the program type.

### Duplicate users

Resolved an issue where rotation site and rotation detail bulk import forms were creating duplicate users.

## August 2024

### Assign preceptor/faculty to a rubric (DPDs only)

Program directors can now assign a preceptor role to a rubric for DPD programs. This enables your preceptor/faculty to only have access on their dashboard to the rubrics and students that they teach, better aligning with FERPA laws.

Please download the [DPD Program Director User Guide](#) or watch [this training video](#) for step-by-step instruction on how to assign a preceptor to a rubric.

### Dashboard data updates

Previously, data from scored rubrics were not populating on the dashboard. This has been fixed and rubric data will now populate. In addition, it was previously understood that rubric data displays as a percentage based on how the student scored on a rubric. For example, if a student scored a 3 on a 4-point rubric, the percentage on the dashboard would display as a 75% (3/4) for that competency. Now, you can set your own scoring levels for your rubrics so that the dashboard populates with your specific scoring levels. For example, if 3 and 4 are both considered “passing” you can set the scoring level as 100 for the level 3 and level 4 options. If the student scores a 3 on the 4-point rubric, the dashboard would display a 100% for the competency.

### Assign yourself as a preceptor to a rotation

If you are a program director with a secondary role of preceptor, you now have the ability to assign yourself as a preceptor to a rotation. Under Rotation Details on the preceptor tab, your name will populate as an option.

Edit Rotation Details - Clinical Rotation

[← Back to List](#)

